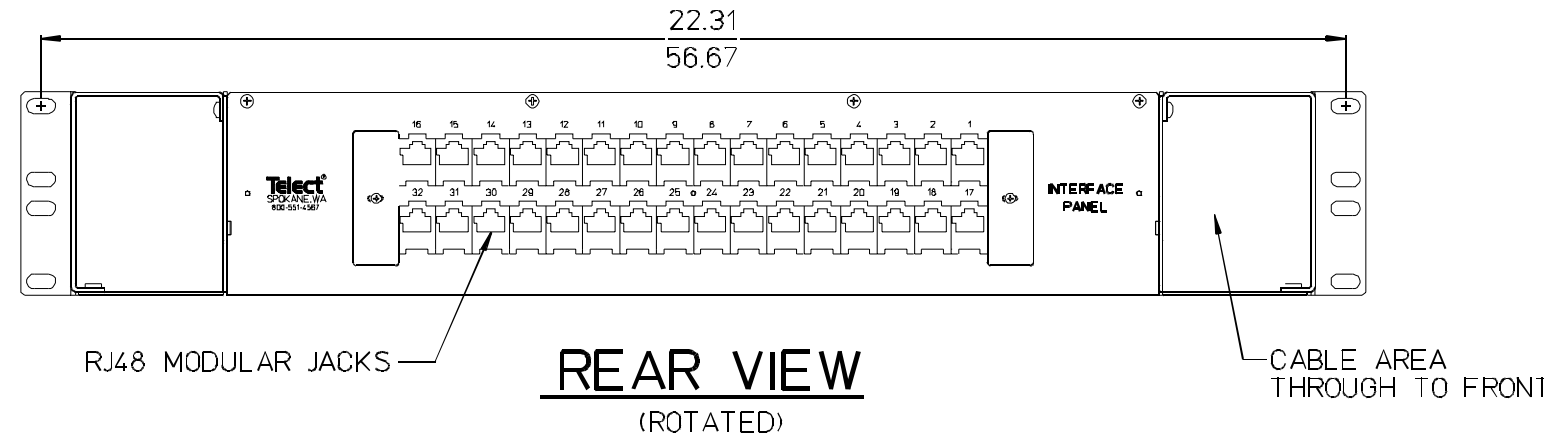
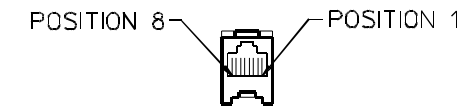
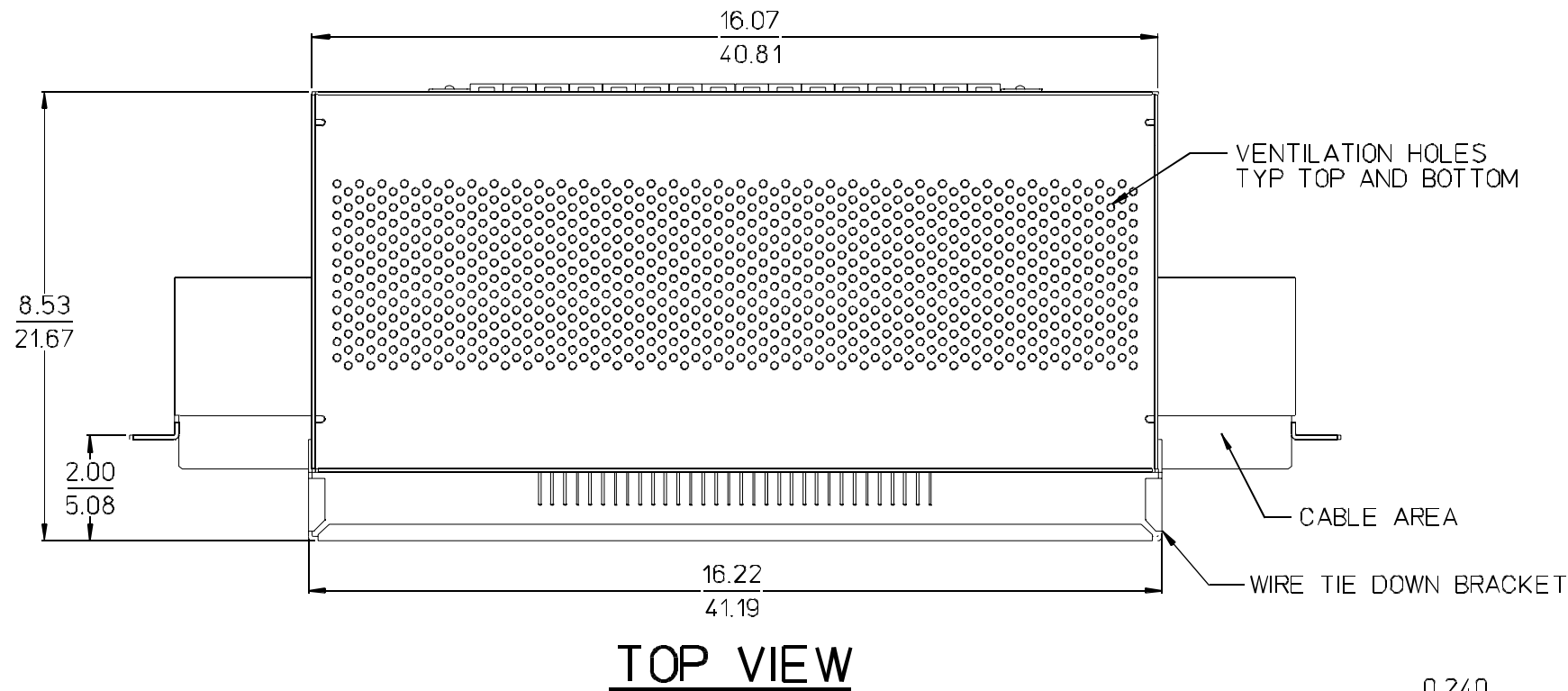


REV	ECN	DESCRIPTION	DATE	BY	APR
1	---	REVISED PIN ASSIGN CHART	11NOV97	DS	
2	---	REVISED PIN ASSIGN CHART	14NOV97	DS	
3	8640	MOVED BOTTOM ROW OF PINS	12FEB98	DS	

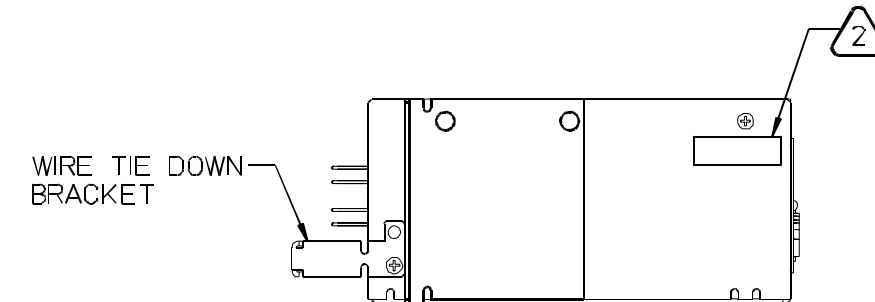
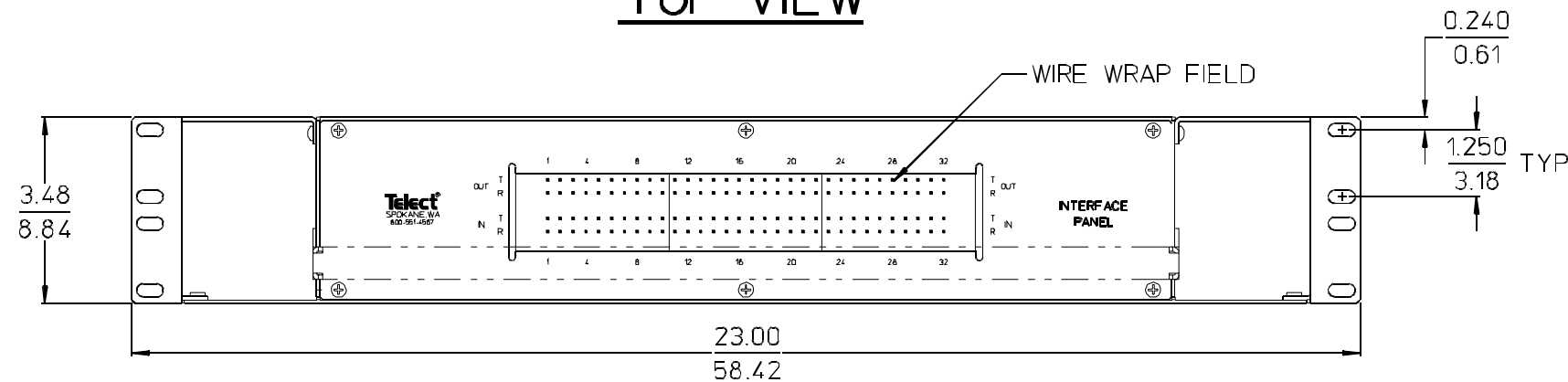


NOTES:

- DIMENSIONS ARE IN INCHES AND FOR REFERENCE ONLY.
CENTIMETERS
- PRODUCT ID/SERIAL NUMBER DECAL LOCATION.



PIN ASSIGNMENTS		
PIN	FUNCTION	CKT
1	RECEIVE (RING)	R
2	RECEIVE (TIP)	T
3	NOT USED	
4	TRANSMIT (RING)	R
5	TRANSMIT (TIP)	T
6	NOT USED	
7	NOT USED	
8	NOT USED	



APPROVALS		DATE	Telect®		N 2111 Moller Road PO Box 665 Liberty Lake, Washington 99019 (509) 926-6000		
DRAWN BY	STEWART	06OCT97	CONNECTING THE FUTURE				
DESIGNED BY	STEWART	06OCT97	TITLE				
APPROVED			CUSTOMER DRAWING				
APPROVED			DS1:PNL,INTFC,32,RJ48-WW,23"				
DWG TYPE	C	PART NO	097-0032-0001	DWG SIZE	B	ISSUE	A
PROJECT	3012	ME10 CAD FILE	SCALE	0.312 : 1	SHEET	of	REV
					1	1	3

NOT FOR REPRODUCTION. COPYRIGHT 1997
This document contains proprietary information that is property of TELECT, INC., Spokane, Washington. It is intended for the exclusive use of our customer for information, installation and/or service. The recipient agrees not to reproduce or copy this document or its contents in whole or in part without prior written permission from TELECT, INC. The document must be returned promptly if no longer needed or upon written request from TELECT, INC.