

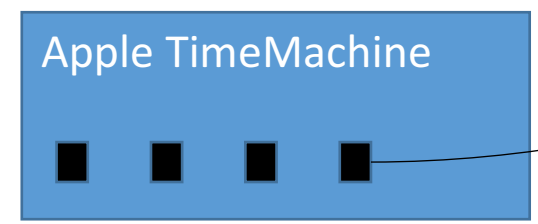
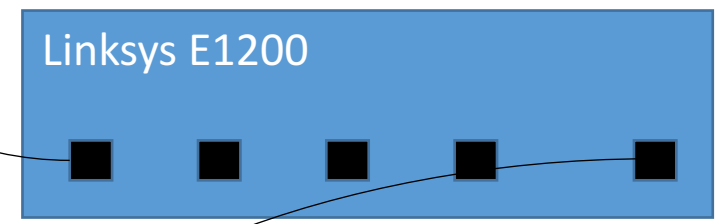
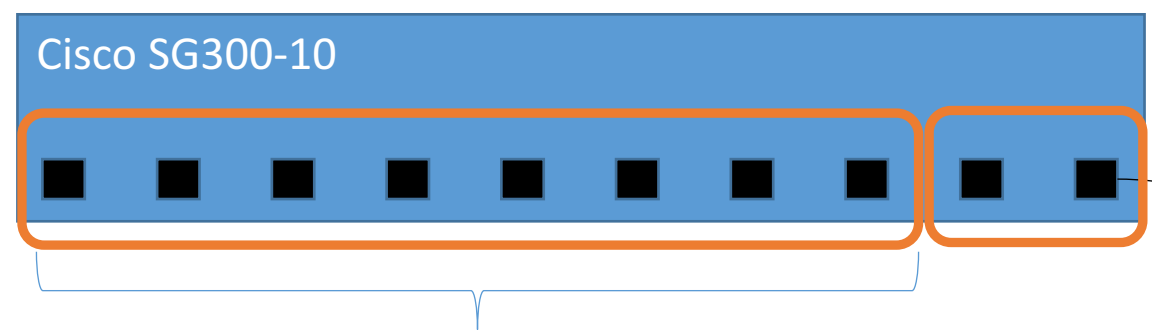
IPv4 Static Routing Table									
<input type="checkbox"/>	Destination IP Prefix	Prefix Length	Route Type	Next Hop Router IP Address	Route Owner	Metric	Administrative Distance	Outgoing Interface	
<input type="checkbox"/>	0.0.0.0	0	Default	192.168.1.1	Default	1	1	VLAN 1	
<input type="checkbox"/>	192.168.1.0	24	Local		Directly Connected			VLAN 1	
<input type="checkbox"/>	192.168.10.0	24	Local		Directly Connected			VLAN 10	
<input type="checkbox"/>	192.168.20.0	24	Local		Directly Connected			VLAN 20	
<input type="checkbox"/>	192.168.30.0	24	Local		Directly Connected			VLAN 30	
<input type="checkbox"/>	192.168.40.0	24	Local		Directly Connected			VLAN 40	

Add... Edit... Delete

IPv4 Interface Table					
<input type="checkbox"/>	Interface	IP Address Type	IP Address	Mask	Status
<input type="checkbox"/>	VLAN 1	Static	192.168.1.2	255.255.255.0	Valid
<input type="checkbox"/>	VLAN 10	Static	192.168.10.1	255.255.255.0	Valid
<input type="checkbox"/>	VLAN 20	Static	192.168.20.1	255.255.255.0	Valid
<input type="checkbox"/>	VLAN 30	Static	192.168.30.1	255.255.255.0	Valid
<input type="checkbox"/>	VLAN 40	Static	192.168.40.1	255.255.255.0	Valid

Add... Edit... Delete

IP: 192.168.1.2



Destination LAN IP	Subnet Mask	Gateway	Hop Count	Interface
192.168.20.0	255.255.255.0	192.168.1.2	1	LAN & Wireless
10.0.1.0	255.255.255.0	0.0.0.0	1	Internet (WAN)
192.168.1.0	255.255.255.0	0.0.0.0	1	LAN & Wireless
192.168.30.0	255.255.255.0	192.168.1.2	1	LAN & Wireless
192.168.10.0	255.255.255.0	192.168.1.2	1	LAN & Wireless
192.168.40.0	255.255.255.0	192.168.1.2	1	LAN & Wireless
224.0.0.0	240.0.0.0	0.0.0.0	1	LAN & Wireless
0.0.0.0	0.0.0.0	10.0.1.1	1	Internet (WAN)